
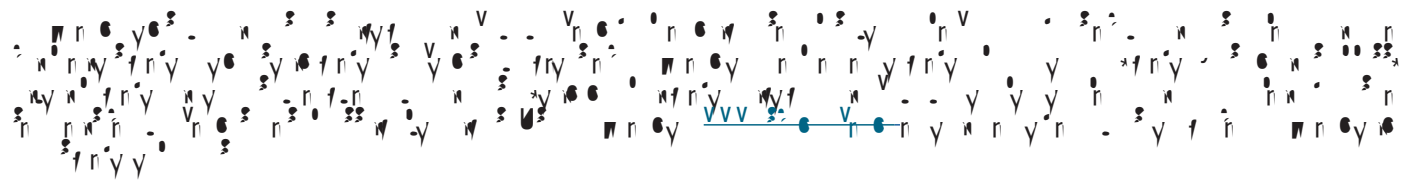


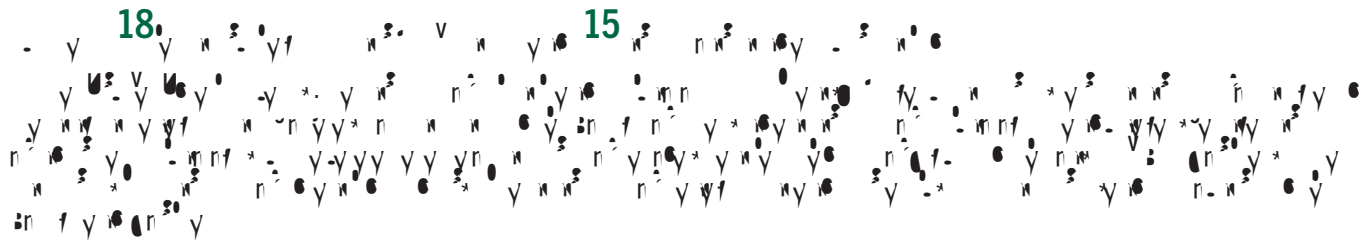
• N T T



• N T T



T • DD Dis

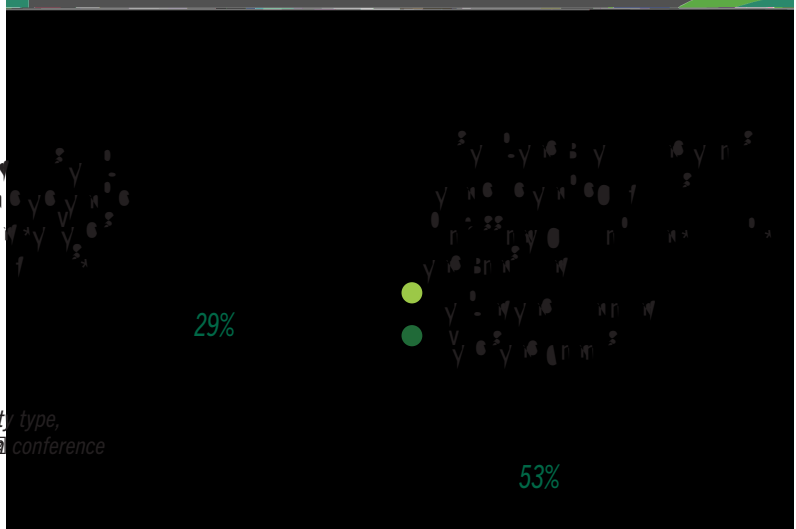


Y K n • K n n n n n n n - n n V
 Y • V • Y n • Y n • Y n • Y n
 • f • n • n n n n n n n n n n
 Y • - n n n n n n n n n n n n

9 >

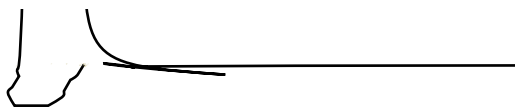
participation in India.

*Faculty may be represented in more than one activity type, and conference type have been involved solely through conference



53%

• $V_{VV} \approx V_{\Gamma}$



• $V_{\Gamma} \approx 0.17$